


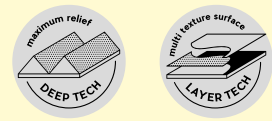
Moves

White body Tile

20 x 40 cm — 7.8 x 15.7"




white · sand · taupe · green · silver · anthracite



MOVES is a 20x40 cm wall tile collection conspicuous for its grooved, relief-textured design. Thanks to the use of **DEEP TECH** technology, reliefs with a hitherto unimaginable depth have been achieved. **LAYER TECH** technology has also been used to ensure a mix of textures with wide-ranging effects. The collection comes in a choice of different colours, including several warm ones.

MOVES destaca por su diseño acanalado y por sus relieves. Se trata de un revestimiento en formato 20x40 cm, que gracias a su tecnología **DEEP TECH** nos permite alcanzar unos relieves hasta ahora imposibles de realizar. Así mismo, la tecnología **LAYER TECH** otorga a la pieza una mezcla de texturas generando efectos muy variados. Se presenta en diferentes colores, destacando los cálidos.

MOVES collection perfectly matches with MERAKI collection
Colección MOVES coordina con la colección MERAKI



MOVES GREEN/20X40





- MOVES SILVER/20X40
- SIROCCO BLUE ORNATE/22,3/9




- MOVES TAUPE/20X40 · MOVES SAND/20X40


MOVES




36407 MOVES WHITE/20X40
Q42 (20x40 cm — 77/8x15 3/4")
** 2 Kerakoll



36409 MOVES SAND/20X40
Q42 (20x40 cm — 77/8x15 3/4")
** 21 Kerakoll




36411 MOVES GREEN/20X40
Q42 (20x40 cm — 77/8x15 3/4")
** 18 Kerakoll



36410 MOVES TAUPE/20X40
Q42 (20x40 cm — 77/8x15 3/4")
** 43 Kerakoll




36408 MOVES SILVER/20X40
Q42 (20x40 cm — 77/8x15 3/4")
** 5 Kerakoll



36412 MOVES ANTH/20X40
Q42 (20x40 cm — 77/8x15 3/4")
** 10 Kerakoll

white body tile — 20 x 40 / 7.8 x 15.7"



Recommended joint size - Tamaño de junta recomendado: 1,5 mm

Recommended joint color - Color de junta recomendado
* MAPEI | ULTRACOLOR PLUS - ** KERAKOLL | FUGABELLA

TECHNICAL CHARACTERISTICS

MATT	GLOSS	SHADE VARIATION
•	•	•

PACKING

UNIT	m ²	PIECES m ²	PIECES sq f	PIECES BOX	m ² BOX	sq ft BOX	WEIGHT BOX (KG)	WEIGHT BOX (lb)	BOXES PALLET	m ² PALLET	sq ft PALLET	WEIGHT PALLET (KG)	WEIGHT PALLET (lb)	cm PALLET	THICKNESS (mm)	THICKNESS (inch)
MOVES	•	12,50	1,16	9,00	0,72	7,75	14,22	31,36	56	40,32	434,00	820,288	1808,74	120x80x95	14,00	0,55

